



DEPARTMENT OF GENERAL SERVICES

Upcoming Design & Construction Projects for Fiscal Year 2019

June 26, 2018

Steve Sharkey, Director



Department of General Services

The mission of the Department of General Services (DGS) is to deliver cost-effective, high quality, reliable and sustainable services by constructing and maintaining quality facilities, ensuring efficient fleet operations, and providing exemplary customer service that supports Baltimore City agencies in the advancement of their goals.

DGS Major Projects/ Design and Construction Division

The capital building program for City's vertical construction is managed by DGS's Major Projects/Construction and Design Division.

Our team of architects and engineers works to maintain over 190 public buildings for more than 10 City agencies, with projects ranging from HVAC upgrades and roof replacements to building stabilization, interior renovations and exterior improvements. The Division also works to preserve, restore and increase the efficiency of the City's buildings by performing feasibility and use studies, creating facility master plans and renovating existing spaces for modern use.

FY 2019 Project Summary

Design

Most design projects will not be advertised, but will be achieved through existing On-Calls Agreements. DGS expects to advertise an RFP for an On-Call Agreement for Civil/ Structural design services in the 4th quarter of FY2019.

Construction*

PROJECT TYPE	# of projects	\$\$\$ Value of project
Interior Renovation	2	\$2.0 million - \$3.0 million
Exterior Improvements	6	\$4.2 million - \$8.45 million
Systems Upgrades	4	\$7.0 million - \$12.0 million

*On rare occasions, DGS may perform other projects during the fiscal year that are not currently scheduled. In that circumstance, the projects will be formally advertised.

FY2019 Construction Projects

Interior Renovation

- Enoch Pratt Free Library – Hampden

Interior Renovation

Expected 2nd Quarter

\$ 2,000,000 - \$3,000,000



Hampden Library

FY2019 Construction Projects

Exterior Improvements

- City Hall Exterior Stone Repair

Building Envelope

Expected 2nd Quarter

\$ 2,000,000 - \$4,000,000



City Hall

- Shot Tower Renovation

Building Envelope/ Interior

Expected 3rd Quarter

\$ 350,000- \$750,000



Shot Tower

FY2019 Construction Projects

Exterior Improvements

- **Northeastern Police District**
Roof replacement
Expected 3rd Quarter
\$ 300,000- \$600,000
- **Northwestern Police District**
Partial Roof replacement
& Restrooms Upgrade
Expected 4th Quarter
\$ 300,000- \$600,000

Northeastern Police District



Northwestern Police District

FY2019 Construction Projects

Exterior Improvements

- Southern Police District

Roof replacement

Expected 1st Quarter

\$ 250,000- \$500,000




Southern Police District

- Harford Senior Center Renovation

Building Envelope & Interior

Expected 4th Quarter

\$ 1,000,000 - \$2,000,000



Harford Senior Center

FY2019 Construction Projects

Systems Upgrades

- City Hall
Elevator Upgrade
Expected 2nd Quarter
\$ 2,000,000 - \$3,000,000
- Police Headquarters
Fire Alarm Upgrade
Expected 1st Quarter
\$ 2,000,000- \$4,000,000



City Hall



Police HQ

FY2019 Construction Projects

Systems Upgrades

- 4 S. Frederick Street
Elevator Upgrade
Expected 1st Quarter
\$ 500,000 - \$1,000,000
- 401 E. Fayette Street
HVAC Upgrade
Expected 3rd Quarter
\$ 2,500,000 - \$4,000,000



4 S. Frederick Street



401 E. Fayette St.

QUESTIONS?

Major Projects/ Design & Construction Division

Bambi Stevens, Division Chief
bambi.stevens@baltimorecity.gov
(410) 396-4600

Marwan Alkarajat, Section Chief
marwan.alkarajat@baltimorecity.gov
(410) 396-4601



**HOUSING
AUTHORITY of
BALTIMORE CITY**

**Design and Construction Presentation
Housing Authority of Baltimore City
Procurement Opportunities FY 2019**

Presented by:

Monica Watkins

Deputy Chief-Engineering, Energy & Capital Improvements

June 26 2018

The 4 Cs of HABBC



1. COMMUNITY

Improve the housing and quality of life for the people we serve.



The 4 Cs of HABBC



2. CUSTOMER SERVICE

Increase efficiency, responsiveness, and accountability in the services we provide to our internal and external clients.



The 4 Cs of HABBC



3. COLLABORATION

Build upon our commitment to strong partnerships with residents, employees, government, nonprofit and business communities.



The 4 Cs of HABBC



4. COMMUNICATION

Create clear and consistent communication.





AGENDA

- Overview of HABC
- Procurement Opportunities & Methods
- Description of Capital Improvements
- Description of Energy Project Work
- FY 2018 Development Projects
- Contacts

Overview of HABC



- established on December 13, 1937 to provide federally-funded public housing programs and related services for Baltimore's low-income residents
- Official city landmarks : Poe Homes, Latrobe Homes, McCulloh Homes, Perkins Homes, Douglass Homes and Gilmore Homes were among the first developed in the 1940s.
- Serves close to 10,000 residents in public housing and over 30,000 in the Housing Choice Voucher Program
- HABC's portfolio includes 15 family developments, 3 mixed population buildings and approximately 1000 scattered site throughout the city

Housing Authority of Baltimore City anticipates \$10 to \$15 million in funding

- Job Order Contracting (JOC)
- Conventional sealed-bid
- Design/Build
- HABC_o
 - ❖ MBE/WBE Participation Goal
 - ❖ HUD Section 3 Compliance

HABC-Description of Capital Improvements

HABC will continue its program of capital improvements and development activities. Major highlights include the following:

- window and roof replacements
- domestic hot water replacements and upgrades
- heating upgrades
- sump pump repairs and installations
- feasibility studies involving
 - the upgrades to/replacement of electrical distribution systems repair
 - replacement of playgrounds and athletic courts
 - Site work improvements

HABC-Description of Capital Improvements cont.....



- vacancy renovations, painting, and kitchen and bathroom upgrades at HABC family developments and scattered sites.
- Partial demolition of Gilmor Homes (6 Garden Style walk up buildings-132 units)

Description of Energy Project Work

HABC will also implement a 2nd Energy Performance Contract (“EPC”) Program designed to provide energy savings throughout HABC’s communities.

Some EPC measures are:

- Energy efficient lighting upgrades
- Efficient and low flow water fixtures
- Tenant sub-metering
- Efficient appliances



Description of Capital Improvements



DEVELOPMENT	PROJECT NAME	SCOPE	ANTICIPATED ADVERTISING QUARTER	ESTIMATED RANGE (MILLIONS)
VARIOUS FAMILY DEVELOPMENTS	Energy Performance Contracting	Energy efficient lighting, water fixtures, toilets, meters, etc.	1 st quarter FY 2019	\$10-\$15 MM
VARIOUS SITES	504 Accessibility Improvements	modify units to meet reasonable accommodation and immediate need requests	various	Various costs per request
VARIOUS FAMILY DEVELOPMENTS	Scattered Sites	Roofing Replacements	2 nd Qtr FY 2019	\$350,000-400,000 MM

Description of Capital Improvements



DEVELOPMENT	PROJECT NAME	SCOPE	ANTICIPATED ADVERTISING QUARTER	ESTIMATED RANGE (MILLIONS)
VARIOUS SCATTERED SITES	Scattered Sites	Basement Waterproofing	Annually, as needed	\$75,000-\$100,000
SCATTERED SITES	Scattered Sites	Windows	Annually, as needed	\$150,000-\$185,000
SCATTERED SITES	Scattered Sites	Vacancy Reduction & Painting	Annually, as needed	\$450,000-\$600,000
SCATTERED SITES	Scattered Sites-LTV Renovation	Renovate Long Term Vacant Units in Stable	2 nd & 3 rd Qtr FY 2019	\$2.0 MM-\$3.0 MM

Description of Capital Improvements



DEVELOPMENT	PROJECT NAME	SCOPE	ANTICIPATED ADVERTISING QUARTER	ESTIMATED RANGE
LATROBE HOMES	Water Line Replacements	Domestic Water Line Risers Repairs	2 nd Qtr FY 2019	\$1.2 MM- \$1.6 MM
LATROBE HOMES	Window Replacement/Door Caulking	Repair/Replace unit windows; caulk doors where needed	1 st Qtr FY 2019	\$850,000-\$1.0 MM
LATROBE HOMES	Exterior Doors	Replace Exterior Unit Doors	3 rd Qtr FY 2019	\$350,000-\$400,000
MCCULLOH HOMES	Site & Erosion Control	Site Work, Erosion Control & Street Paving	3 rd Qtr FY 2019	\$100,000

Description of Capital Improvements



DEVELOPMENT	PROJECT NAME	SCOPE	ANTICIPATED ADVERTISING QUARTER	ESTIMATED RANGE
PERKINS HOMES	Condensate Receivers	Replace Condensate Receivers	2 nd Qtr FY 2019	\$150,000-\$200,000
POE HOMES	Community Center A/C	Replace A/C system	1 st Qtr FY 2019	\$350,000-\$400,000
POE HOMES	Site & Erosion Control	Site Work, Erosion Control	3 rd Qtr FY 2019	\$75,000-\$100,000
POE HOMES	Unit Improvements	Kitchen, Bath and Painting Upgrades	2 nd Qtr FY 2019	\$350,000-\$400,000

Description of Capital Improvements



DEVELOPMENT	PROJECT NAME	SCOPE	ANTICIPATED ADVERTISING QUARTER	ESTIMATED RANGE
DOUGLASS HOMES	Playground-lighting & cameras	Install cameras and lighting at the new Kaboom playground	1 st Qtr 2019	\$30,000-\$50,000
DOUGLASS HOMES	Windows & Security Screens	Install Windows & Security Screens	2 nd Qtr 2019	\$1.75 MM-\$2.2 MM
GILMOR HOMES	Utility Re-routing	Re-route/disconnect utilities from the buildings to be demolished	1 st Qtr 2019	\$1.5 MM-\$2.2 MM
GILMOR HOMES	Building Demolition	Demolish 6 Walk Up Buildings (132 units)	2 nd Qtr 2019	\$1.5 MM-\$2.0 MM

Description of Capital Improvements



DEVELOPMENT	PROJECT NAME	SCOPE	ANTICIPATED ADVERTISING QUARTER	ESTIMATED RANGE
GILMOR HOMES	Window Replacement/Pointing & Caulking	Replace windows; caulk and point up exterior where needed	3 rd Qtr 2019	\$1.5 MM-\$2.0 MM
GILMOR HOMES	Domestic Hot Water Generators	Replace DHW Generators	2 nd Qtr 2019	\$750,000-\$1.1 MM
GILMOR HOMES	Lighting & Camera Program	Install Safety & Security Lighting & Camera measures	2 nd Qtr 2019	\$60,000-\$100,000
GILMOR HOMES	UFAS Unit Replacement	Replace (4) UFAS units from the demolished buildings	2 nd Qtr 2019	\$350,000-\$400,000

Description of Capital Improvements



DEVELOPMENT	PROJECT NAME	SCOPE	ANTICIPATED ADVERTISING QUARTER	ESTIMATED RANGE
O'DONNELL HEIGHTS	Asphalt repairs & Speed Bump replacement	Repair road and speed bumps	1 st Qtr 2019	\$200,000-\$250,000
BROOKLYN HOMES	Road Repairs	Repairs to HABC Owned Alleys & Roads	1 st Qtr 2019	\$150,000-\$200,000
BROOKLYN HOMES	Site & Erosion Control	Site Work, Erosion Control	3 rd Qtr FY 2019	\$50,000-\$75,000
WESTPORT HOMES	Community Room Floor	Replace Community Room Floor	2 nd Qtr FY 2019	\$20,000-\$25,000

Description of Capital Improvements



DEVELOPMENT	PROJECT NAME	SCOPE	ANTICIPATED ADVERTISING QUARTER	ESTIMATED RANGE
WESTPORT HOMES	Playground	Prepare site for new playground in partnership with KABOOM	2 nd Qtr FY 2019	\$50,000
ROSEMONT	Site , Sidewalk & Erosion Control	Site Work, Sidewalk repairs and Erosion Control	3 rd Qtr FY 2019	\$75,000-\$100,000
DOUGLAS HOMES	Electrical Infrastructure Upgrade	Upgrade the existing Electrical Medium Voltage System to modern code requirements and electrical uses.	In construction	\$3.0-5.0 MM

Description of Capital Improvements



DEVELOPMENT	PROJECT NAME	SCOPE	ANTICIPATED ADVERTISING QUARTER	ESTIMATED RANGE (MILLIONS)
Brooklyn Homes Cherry Hill Homes Douglass Homes Latrobe Homes McCulloh Homes Westport Homes	Renovate “Homes for the Homeless”	Vacant unit repairs and preparation for occupancy by Homeless	1 st Qtr 2019	\$450,000-\$500,000
Various Developments	Strategic Plan Security Measures	Study, recommend and implement various security measures across the HABC inventory	1 st Qtr 2019	\$150,000-\$200,000

HABC- Job Order Contracting (JOC) Contractors



Company	Contact	Phone	Email
Paige Industrial Services, Inc.	Frederick Gramlich	(301)-386-0877	<u>rick@paige-inc.</u>
Adrian L. Merton, Inc.	Christopher B. Merton	(301)-336-7900	<u>cmerton@almerton.com</u>
Vigil Contracting, Inc.	J. J. Vigil	(410)-451-9510	<u>jj@vigilbusiness.com</u>
Freestate	Jim Farley	(301)-595-0665	<u>jfarley@freestateelectric.com</u>

HABC- Job Order Contracting (JOC) Contractors



Company	Contact	Phone	Email
HLS Construction	Joe Merton, R. Sean Routt, or Howard Shrodes	(301)-880-4971	joe@hlsconstruction.com
JLN	Namdi Iwuoha	(410) 566-9114 Halethorpe (240) 280-8264 Laurel	niwuoha@avalon-jln.com
Micon	Steve Gray	(202)-636-3930	sgray@miconconstructions.com

HABC CONTACTS



NAME	TITLE	OFFICE	PHONE NUMBER	EMAIL
Monica Watkins	Deputy Chief	Engineering, energy & capital improvements, Facilities Management & Real Estate	443-984-1790	Monica.Watkins@habc.org
Michael Wodka	Assistance Chief	Engineering & Capital Improvements	410-396-8468	Michael.Wodka@habc.org
Buzz Wolfe	Director	Construction Services (HABCco)	410- 396-1243	Buzz.Wolfe@habc.org

HABC CONTACTS cont.....

NAME	TITLE	OFFICE	PHONE NUMBER	EMAIL
Steven Suit	Director	Procurement & Contracting	443-984-1808	Steve.Suit@habc.org
John Airey	Chief	Contracting Services	410-396-3261	john.airey@habc.org
Peggy Webster	Director	Office of Planning and Development	410-396-5846	Margaret.Webster@habc.org



HOUSING
AUTHORITY of
BALTIMORE CITY

COMMUNITY

CUSTOMER SERVICE

COLLABORATION

COMMUNICATION



@BmoreHabc

Fiscal Year 2019 Design & Construction Projects



C WORKS BALTIMORE CITY DEPARTMENT OF PUBLIC WORKS BALTIMOR



PARTMENT OF PUBLIC WORKS BALTIMORE CITY DEPARTMENT OF PUBLIC



Department of Public Works

OUR MISSION

We support the health, environment, and economy of our City and the region by providing customers with safe drinking water and keeping neighborhoods and waterways clean.

OUR VISION

To be a strong proponent and protector of our environment and the health and vitality of our communities.

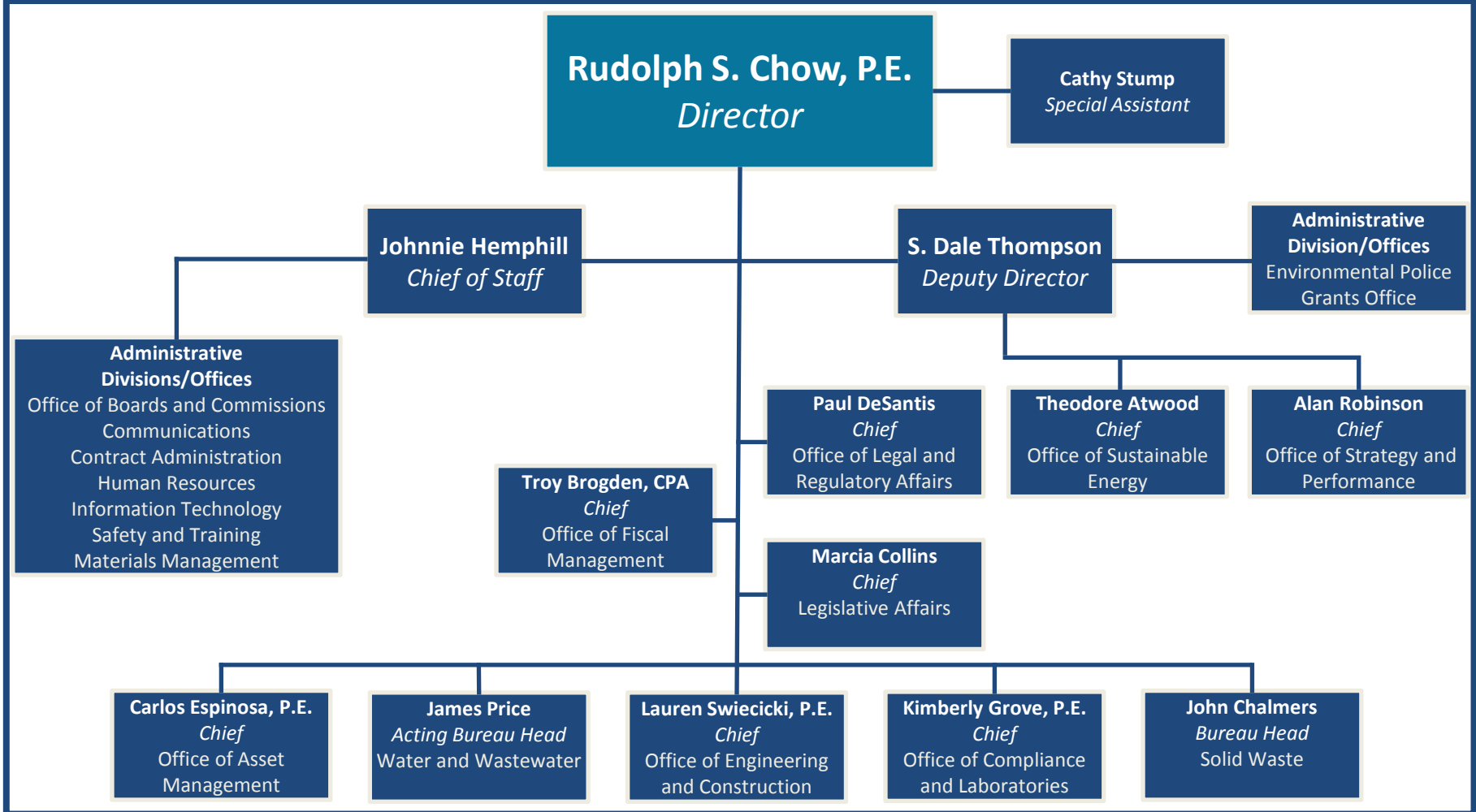


CATHERINE L. PUGH
MAYOR

Baltimore City Department of Public Works



DPW Organizational Chart

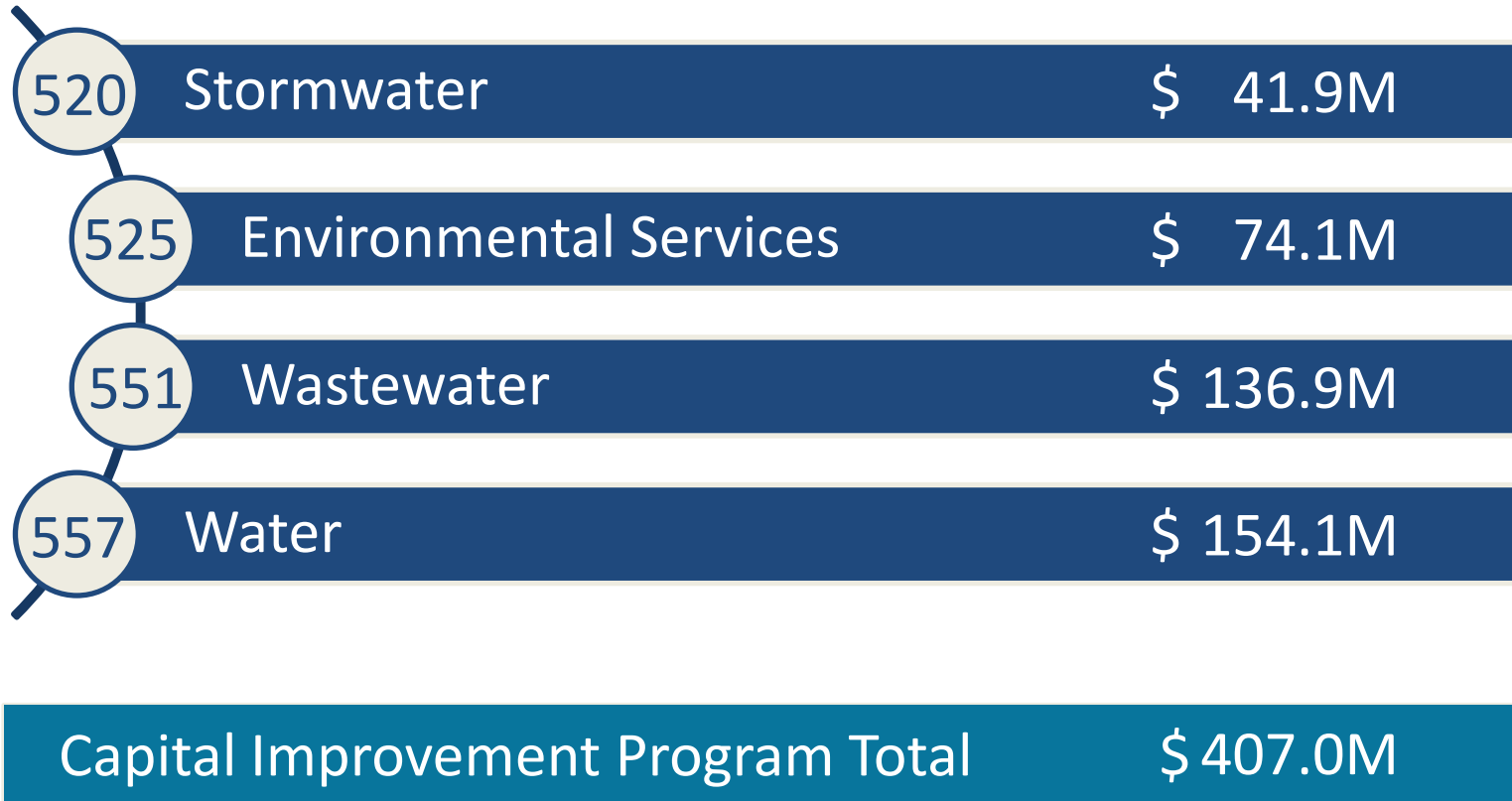


CATHERINE E. PUGH
MAYOR

Baltimore City Department of Public Works



FY 2019 Capital Improvement Program



CATHERINE L. PUGH
MAYOR

Baltimore City Department of Public Works



Program 520: Stormwater

Program 525: Environmental Services

Construction Projects - Stormwater

Contract	Project Name	Advertisement	Estimated Range
SDC 7768	Harris Creek Watershed	FY 2019, Q3	\$15.0M - \$20.0M

Construction Projects - Environmental Services

Contract	Project Name	Advertisement	Estimated Range
ER 4078	Powder Mill Stream Restoration	FY 2019, Q3	\$3.0M - \$5.0M
ER 4126	Environmental Restoration Project 10	FY 2019, Q2	\$0.5M - \$1.0M
ER 4129	Environmental Restoration Project 13	FY 2019, Q3	\$0.5M - \$1.0M
ER 4023	Biddison Run Stream Restoration 2 & 3	FY 2019, Q4	\$3.0M - \$5.0M
ER 4040	Moore's Run Environmental Restoration	FY 2019, Q4	\$3.0M - \$5.0M



CATHERINE L. PUGH
MAYOR

Baltimore City Department of Public Works




RUDOLPH S. CHOW, P. E.
DIRECTOR

Program 525: Environmental Services

ER 4020R Lower Lower Stony Run Stream Restoration



Before



After



CATHERINE E. PUGH
MAYOR

Baltimore City Department of Public Works



RUDOLPH S. CHOW, P. E.
DIRECTOR

Program 551: Wastewater

Construction Projects - Wastewater Utilities

Contract	Project Name	Advertisement	Estimated Range
SC 941	Jones Falls & High Level Systems Improvements	FY 2019, Q1	\$25.0M - 30.0M
SC 956	Herring Run System Improvements Part 1	FY 2019, Q1	\$5.0M - 10.0M
SC 955	Gwynns Falls System Improvements	FY 2019, Q1	\$10.0M - 15.0M
SC 940	High Level System Hydraulic Improvements	FY 2019, Q1	\$50.0M - 60.0M
SC 978	Small Sewer Upgrades in Roland Park Area	FY 2019, Q2	\$5.0M - 10.0M

Program Management - Wastewater Utilities

Contract	Project Name	Advertisement	Estimated Range
1294	Wet Weather Consent Decree Program Management	FY 2019, Q1	\$22.0M (\$7.3M/Yr)



CATHERINE L. PUGH
MAYOR

Baltimore City Department of Public Works



Program 551: Wastewater

Construction Projects - Wastewater Facilities

Contract	Project Name	Advertisement	Estimated Range
SC 926R	Patapsco Electrical System Improvements	FY 2019, Q1	\$60.0M - \$70.0M
SC 948	Stony Run Pump Station Rehabilitation	FY 2019, Q2	\$2.0M - \$4.0M
SC 954	Back River Primaries 3 & 4 Rehabilitation	FY 2019, Q2	\$10.0M - \$12.0M

Design Projects - Wastewater Facilities

Contract	Project Name	Advertisement	Estimated Range
SC TBD	Back River Sparrows Point Outfall	FY 2019, Q3	\$1.5M - \$2.0M
SC TBD	Back River Rapid Sludge Loading	FY 2019, Q4	\$0.5M - \$1.0M
SC TBD	Patapsco Liquid Oxygen Plant Rehabilitation	FY 2019, Q4	\$1.0M - \$2.0M
SC TBD	Back River Sludge Storage & DAF 3 & 4 Rehabilitation	FY 2019, Q4	\$0.5M - \$1.0M



CATHERINE L. PUGH
MAYOR

Baltimore City Department of Public Works



Program 551: Wastewater SC 918H Back River Headworks Improvements



CATHERINE L. PUGH
MAYOR

Baltimore City Department of Public Works



Program 557: Water

Construction Projects - Water Utilities

Contract	Project Name	Advertisement	Estimated Range
WC 1370R	AMI/R Metering Infrastructure Repair and Replacement	FY 2019, Q2	\$5.0M - \$10.0M
WC 1371	AMI/R Metering Infrastructure Repair and Replacement	FY 2019, Q2	\$4.0M - \$5.0M
WC 1363	Allendale Neighborhood Water Main Rehabilitation	FY 2019, Q3	\$15.0M - \$20.0M
WC 1365	Berea Neighborhood Water Main Rehabilitation	FY 2019, Q4	\$5.0M - \$10.0M
WC 1241	Water Main Rehabilitation at Various Locations	FY 2019, Q4	\$5.0M - \$10.0M



CATHERINE L. PUGH
MAYOR

Baltimore City Department of Public Works



RUDOLPH S. CHOW, P. E.
DIRECTOR

Program 557: Water

Construction Projects - Water Utilities, Urgent Needs

Contract	Project Name	Advertisement	Estimated Range
WC 1385	Water Infrastructure Rehabilitation/Improvements Phase I	FY 2019, Q1	\$6.0M - 7.0M
WC 1386	Water Infrastructure Rehabilitation/Improvements Phase II	FY 2019, Q1	\$6.0M - 7.0M
WC 1388	Water Infrastructure Rehabilitation/Improvements Phase III	FY 2019, Q2	\$4.0M - 5.0M



CATHERINE L. PUGH
MAYOR

Baltimore City Department of Public Works



DEPARTMENT OF PUBLIC WORKS
RUDOLPH S. CHOW, P. E.
DIRECTOR

Program 557: Water

Construction Projects - Water Facilities

Contract	Project Name	Advertisement	Estimated Range
WC 1243	Cromwell Pump Station Improvements	FY 2019, Q1	\$25.0M - \$30.0M
WC 1199	Ashburton Pump Station Improvements	FY 2019, Q1	\$30.0M - \$35.0M
WC 1229	Vernon Pump Station Rehabilitation	FY 2019, Q1	\$35.0M - \$40.0M

Construction Management - Water Facilities & On-Call

Contract	Project Name	Advertisement	Estimated Range
WC TBD	Cromwell Pump Station Improvements	FY 2019, Q1	\$2.0M - \$2.5M
WC TBD	Ashburton Pump Station Improvements	FY 2019, Q1	\$2.5M - \$3.0M
WC TBD	Vernon Pump Station Rehabilitation	FY 2019, Q1	\$2.5M - \$3.5M
TBD	Multi-Year CMA On-Call (5 Contracts)	FY 2019, Q1	\$4.0M - \$5.0M (Ea)



CATHERINE L. PUGH
MAYOR

Baltimore City Department of Public Works



Program 557: Water

WC 1173 Guilford Finished Reservoir Improvements



CATHERINE E. PUGH
MAYOR

Baltimore City Department of Public Works



DEPARTMENT OF PUBLIC WORKS
RUDOLPH S. CHOW, P. E.
DIRECTOR

DPW Office of Engineering and Construction

Lauren Swiecicki, P.E., Chief
lauren.swiecicki@baltimorecity.gov

Azzam Ahmad, Water & Wastewater Utilities
azzam.ahmad@baltimorecity.gov

Rosanna La Plante, P.E., Environmental Engineering
rosanna.laplante@baltimorecity.gov

Gurminder Singh, Water & Wastewater Facilities
gurminder.singh@baltimorecity.gov

Wazir Qadri, Urgent Needs
wazir.qadri@baltimorecity.gov

Cristina Baltazar, P.E., Project Controls
cristina.baltazar@baltimorecity.gov



CATHERINE E. PUGH
MAYOR

Baltimore City Department of Public Works





BALTIMORE CITY
RECREATION & PARKS

Reginald Moore, Director

FY 2019 Design and Construction Department Summary

Recreation & Parks - \$8.7 to \$18 Million

MISSION & VISION



Mission: to enrich Baltimore through quality recreational activities, stewardship of public parks and spaces, and inclusive community engagement.

Vision: to inspire and engage our communities with recreational experiences that support the overall wellness of the mind, body and environment.



Department of Recreation & Parks

Capital Improvement Program

- 8 construction projects from the FY 12, FY 14, FY 15, FY 16, FY 17, FY 18 and FY 19 Capital Improvement Programs with a budget of up to \$18 million are due to be advertised in Fiscal Year 2019 (July 2018 – June 2019).

Department of Recreation & Parks

Project Types

- Playgrounds
- Recreation Centers
- Parks
- Pools
- Park Buildings





Department of Recreation & Parks

PROJECT Prequalification Code	RANGE	PROJECTED ADVERTISEMENT
Dypski Park Improvement G90132 Park Rehabilitation	\$500,000 - \$1,000,000	1st Quarter
Lakeland Windows E13004 Rehabilitation of Structures	\$100,000 - \$500,000	1st Quarter
Catherine / ABC Park G90132 Park Rehabilitation	\$1,000,000 - \$2,000,000	1st Quarter
Bocek Park Fieldhouse Renovation E13004 Rehabilitation of Structures	\$500,000 - \$1,000,000	2nd Quarter
Druid Hill Park Pool & Bathhouse G90073 Swimming Pool Construction and Repair	\$5,000,000 - \$10,000,000	2nd Quarter



Department of Recreation & Parks

PROJECT	RANGE	PROJECTED ADVERTISEMENT
Druid Hill Comfort Station E13001 Three-Story and Under	\$500,000 - \$1,000,000	2nd Quarter
Pool ADA Improvements (Patterson, Clifton) G90073 Swimming Pool Construction and Repair	\$100,000 - \$500,000	2nd - 3rd Quarter
Winan's Meadow Center E13001 Three-Story and Under	\$1,000,000 - \$2,000,000	4th Quarter

DYPSKI PARK PLAYGROUND

1st Quarter

Budget - \$500,000 to \$1,000,000



Renovate Dypski Park to include an expansive playground, shade structures, site furnishings, and a water feature.

LAKELAND RECREATION CENTER

1st Quarter

Budget: \$100,000 to \$500,000



Installation of new windows.

Catherine/ ABC Park

1st Quarter

Budget: \$1M to \$2M



Park renovation to include new basketball court, playground, spray fountain and comfort station with storage building.

DRUID HILL POOL & BATHHOUSE RENOVATION

2nd - 3rd Quarter

Budget: \$5M to \$10 Million

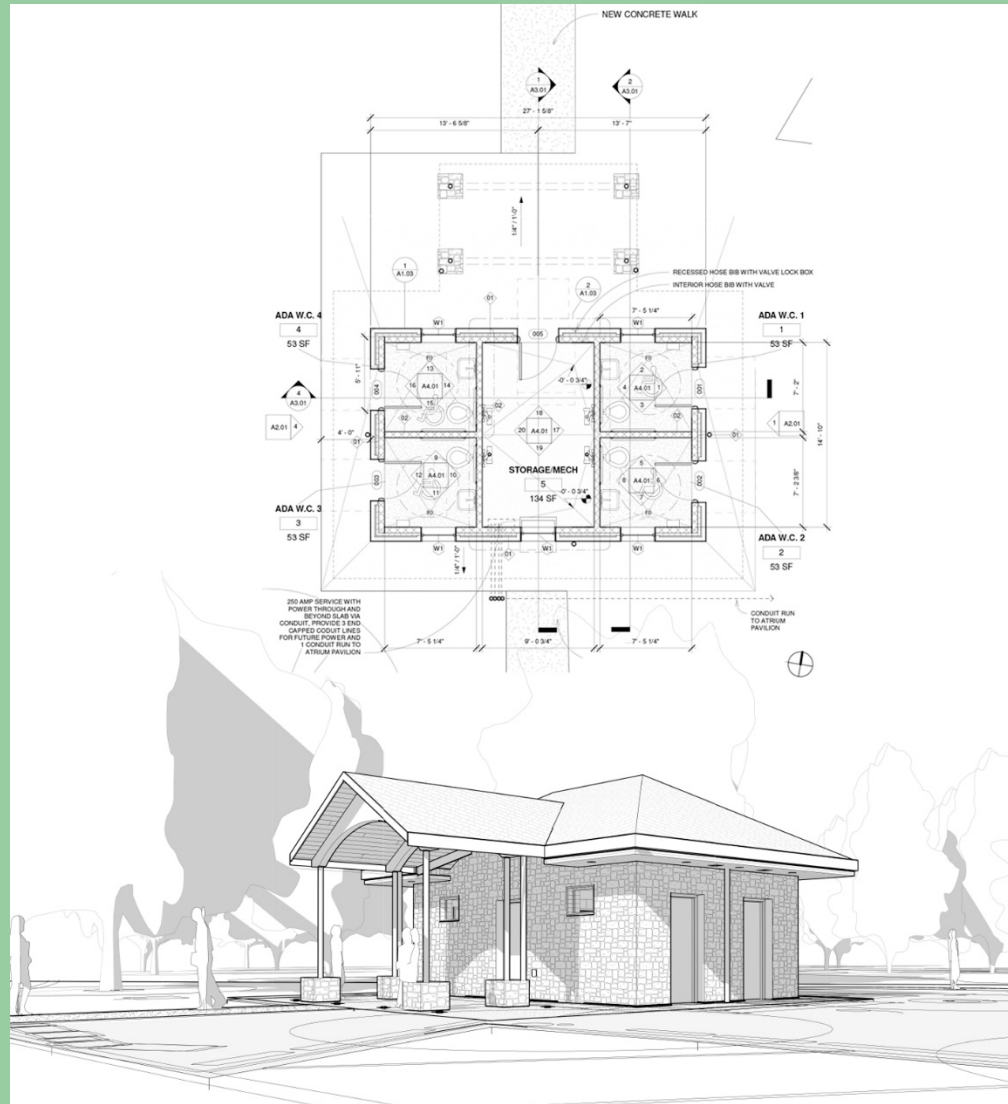


Renovate the Druid Hill Park Pool to a “waterpark” outdoor pool model. Bathhouse improvements will include restrooms, locker rooms, staff offices, and concession space. Pool improvements will include new pool configuration, water-play and spray features.

Druid Hill Comfort Station

2nd Quarter

Budget \$500,000 - \$1M



Rebuild the comfort station that was removed due to fire.

Pool ADA Improvements (Patterson, Clifton)

2nd Quarter

Budget: \$100,000 to \$500,000



Renovate the Clifton and Patterson wading pools to comply with the ADA guidelines.

Winans Meadow Center

4th Quarter

Budget: \$1M to \$2 Million



Construct a small nature/visitor center that will include visitor reception space, a classroom/multi-use space, office, restrooms and educational exhibits.

Bocek Park Fieldhouse Renovation

4th Quarter

Budget \$500,000 - \$1M



Renovate the existing Fieldhouse to provide new windows and doors along with interior spaces such as restrooms, game/meeting area and staff offices.

Department of Recreation & Parks



Baltimore City Annual Contractor/Consultant Presentation

June 26, 2018

Valerie McGuire

Valerie.McGuire@baltimorecity.gov

Office of Capital Development, Department of Recreation & Parks

410-396-7948



Baltimore City Department of Transportation

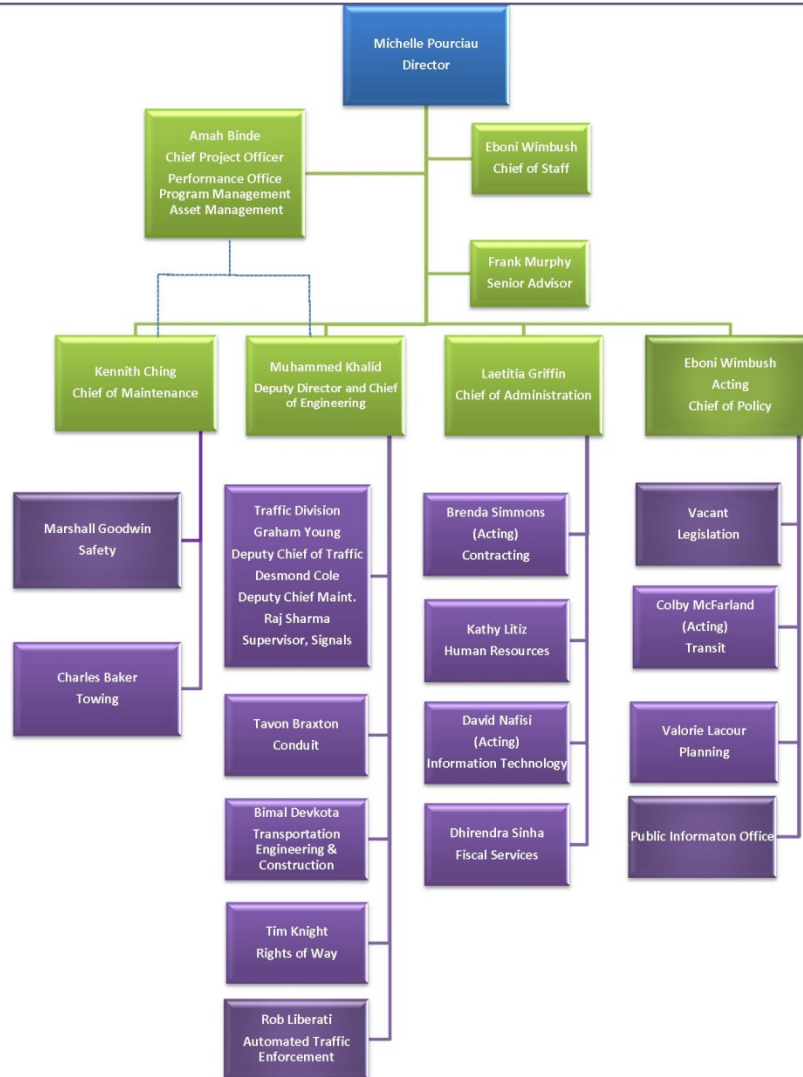


Fiscal Year 2019 *Design & Construction Projects*

Catherine E. Pugh, Mayor
Michelle Pourciau, Director



Department of Transportation Organization Functional Chart



Department Overview

The Department of Transportation is responsible for the planning, designing, building and maintenance of:

- 4,700 lane miles of roadways
- 7 miles of interstate highways
- 298 bridges
- 3,600 miles of sidewalks
- 456 miles of alleys
- 80,000 street lights
- 1,400 signalized intersections
- 250,000 traffic and info. signs
- 20 million linear feet of conduit
- Over 100 miles of bike facilities
- Bike Share Program
- Four Charm City Circulator routes
- Water Taxi Harbor Connector



Department Goals



Plan, design, construct, maintain, operate and permit for the use of all Baltimore City public rights-of-way.

Provide for a safe and accessible multi-modal transportation network for all users that promotes and enhances livability and encourages thriving neighborhoods and businesses

Summary



DESIGN

➤ ***Over \$64 million***



CONSTRUCTION

➤ ***Over \$80 million***

FY19 Design Essentials



- Elements

- Sidewalks, Safe Crossings, Crosswalks
- ADA Curb Ramps and Accessible Routes
- Pedestrian Refuge Areas
- Street Trees for Shade
- Amenities (benches, structures, art)
- Pedestrian lighting
- Pedestrian signage and signals
- Bicycle Facilities, Signage, Signals & ITS
- Street Lighting
- Designated Bus lanes, Transit Signal Priority
- Designated Truck Routes with adequate Lane widths and intersection geometry
- Safe at-grade rail crossings, separated rail and roadway crossings
- Freight signage and Signals

- Focus on Users and Modes

- Walking
- Transit
- Passenger vehicles
- Bicycling
- Freight



On-Call Projects



- 20 Local Funded On-Call Selections
 - Totaling over \$49 Million in potential capacity with a contract term of 3 years. Selections to be made over a 5 year period.

Project	Limit	Range	Projected Advertisement
PROJECT # 1295 – On Call Design, Construction and Program Management Services for Transportation Projects (Local Funded)	Citywide	\$250k / Firm 4 Firms	1 st Quarter
		\$1M / Firm 6 Firms	
		\$3M / Firm 4 Firms	
		\$5M / Firm 6 Firms	
PROJECT # TBD – On Call Design, Construction and Program Management Services for Transportation Projects (Federal Aid)	Citywide	\$1-3M 5 Firms	3 rd Quarter

Planning Projects

8

Project	Limit	Range	Projected Advertisement
PROJECT # TBD – Comprehensive Transportation Plan (Local Funded)	Citywide	\$500k/ 1 Firm	2 nd Quarter
PROJECT # TBD – Druid Park Lake Drive Study/Design (Local Funded)	I-83 to Park Circle	\$250k/1 Firm	3 rd Quarter
PROJECT # TBD – Harford Road Study/Design (Local Funded)	Hamilton Business District	\$250k/1 Firm	4 th Quarter

FY19 Transit Projects



Project	Limit	Range	Projected Advertisement
Electric Ferry Boat	Inner Harbor	\$800K – \$1M	3 rd Quarter

FY19 Bridge Projects



Project	Limit	Range	Projected Advertisement
Wilkens Avenue Bridge Replacement	Over Gwynns Falls	\$10M - \$15M	4 th Quarter
Perring Parkway Ramp Bridge Replacement	Over Herring Run	\$8M - \$13M	4 th Quarter
Sisson Street Bridge Replacement	Over CSX	\$5M - \$10M	4 th Quarter

Streetscape Essentials



- Curbs and sidewalks
- Ornamental lighting
- Tree pits/Landscaping
- ADA Compliant Pedestrian ramps/Sidewalks
- Bike Lanes
- Median improvements
- Crosswalks
- Conduits
- Signal & ITS improvements
- Stormwater management facilities

Reconstruction Criteria



- Full depth reconstruction of the roadway
- Curbs and sidewalks
- Drainage improvements
- Pavement markings
- Bike Lanes
- Lighting improvements
- Signal Structure Improvements
- Utility upgrades

FY19 Reconstruction Projects



Project	Limit	Range	Projected Advertisement
North Ave & Pennsylvania Ave Intersection Improvements	North Avenue & Pennsylvania Ave	\$1M - \$1.5M	1 st Quarter
The Assessment, Restoration, Transportation and Installation of a Railroad Caboose*	601 S. President St	\$60K-\$75K	1 st Quarter
Greenmount Avenue Streetscape	29 th St – 43 rd St	\$4.5M - \$5.5M	2 nd Quarter
Sharp Leadenhall Streetscape	Vicinity Bounded by: Cross St (north) W Ostend St (south) Leadenhall St (west) & Race St (east)	\$1.5M- \$2.0M	2 nd Quarter
Belair Road and Frankford Ave node improvements	Corse Avenue to Lasalle Avenue	\$2M - \$3M	3 rd Quarter
S. Clinton Street Rehabilitation	Boston Street to Keith Avenue	\$2M - \$3M	4 th Quarter

*Project to be advertised through Bureau of Purchases

Resurfacing Criteria



- Milling & overlay
- Base repair
- Curb & sidewalk
- Structure adjustments
- ADA compliance pedestrian ramps
- Bike Lanes

FY19 Resurfacing Projects



Project	Limit	Range	Projected Advertisement
Urgent Needs Resurfacing (1 Contract)	Citywide	\$1M - \$2M	2 nd Quarter
Sector Resurfacing (4 Sectors)	Project Limits based on each Sector needs	\$2M - \$2.5M (each)	2 nd Quarter

FY19 Alleys & Footways Projects



Project	Limit	Range	Projected Advertisement
Curb Repair	Citywide	\$50K - \$100K	3 rd Quarter
Alley Reconstruction	Citywide	\$300K - \$500K	2 nd Quarter
Footways Repairs (2 Contracts)	Citywide	\$500K - \$1M (Each)	2 nd , 3 rd Quarter

FY19 Conduit Projects



Project	Limit	Range	Project Advertisement
Utility Locating Test Holes & Borings for Conduit Projects	Citywide	\$400K - \$500K	2 nd Quarter

FY19 Traffic Projects



Project	Limit	Range	Project Advertisement
CCTV & Signal Rewiring Citywide	Citywide	\$2M - \$3M	3 rd Quarter
ITS Deployment and Upgrades Citywide	Citywide	\$3M - \$4M	4 th Quarter
Installation of Fiber Optics & Copper Communication Systems Citywide	Citywide	\$2M - \$3M	4 th Quarter

FY 19 DOT Program Summary

Design Projects

Project	Number of Firms	Range
Local On-Call	20 Selections	Up to \$49M
Federal Aid On-Call	Up to 5 Selections	Up to \$15M
Totals	25	Up to \$64M

Construction Projects

Project	Number of Projects	Range
Transit	1	\$800K - \$1M
Bridge	3	\$23M - \$38M
Streetscape/Reconstruction	6	\$11M - \$15M
Resurfacing	5	\$9M - \$12M
Alleys & Footways	4	\$1.85M - \$3.6M
Conduits	1	\$400K - \$500K
Traffic	3	\$7M - \$10M
Totals	23	Over \$80 million

Contact Information



Project Type	Contact Person	Contact Number
Deputy Director/Chief Engineer	Mr. Muhammed Khalid	410-396-6804
Engineering and Construction Division Chief	Mr. Bimal Devkota	410-396-6930
Bridges	Mr. Scott Weaver	410-396-6935
Reconstruction & Streetscape	Mr. Manmohan Singh	410-396-6915
Resurfacing/Signal Construction	Mr. Kirk Gabriel	410-396-6956
Alleys & Footways	Mr. Satinder Kang	410-396-6967
Engineering Reviews	Mr. Alvaro Lozano	410-396-6946
Conduits Engineering	Mr. Tavon Braxton	410-396-6811
Traffic Engineering	Mr. Graham Young	443-984-2150
Traffic Signals and ITS	Mr. Desmond Cole Mr. Raj Sharma	443-984-2150
Planning	Ms. Valorie Lacour	443-984-4092
Transit	Mr. Colby McFarland	410-396-4147